

Project _____
 Item _____
 Quantity _____
 CSI Section 11400 _____
 Approval _____
 Date _____

Models

WAREFORCE UH30-FND



Standard Features

- Automatic fill
- Push button start
- Fill and Dump design
- Labyrinth type door design
- Automatic pumped drain for floor and wall drain installations
- Stainless steel wash pump
- Universal timer
- Delimiting cycle
- Simplified controls allow easy access for operation and service
- Door switch
- One (1) each peg and combination rack included
- Above water scrap basket
- Built-in chemical pumps and priming switches

Mandatory Specs

Specify voltage _____

Options

- Water Hammer Arrestor
- Pressure Regulator
- Back Panel
- Drain Quench System
- Scale Prevention System (SPS)
- Replacement Cartridge for SPS
- Tie Down

Accessories

- 36-Compartment Rack
 - 4-1/8" tall (105 mm)
 - 5-5/8" tall (143 mm)
 - 7" tall (178 mm)
- Combination Rack
- Peg Rack
- Machine Stand
 - 6" (152 mm) high
 - 18" (457 mm) high

Specifications

- Uses 1.1 gallons (4.2 liters) of water per rack
- Uses 26.4 gallons (99.9 liters) of water per hour
- Cleans 24 racks per hour
- Two-minute automatic cycle
- Powerful 1 hp wash pump motor
- Built-in booster heater
- Fresh water rinse eliminates wash water contamination
- Air insulated between body and stainless steel housing
- Sani-Sure™ feature assures proper rinse water temperature
- Durable stainless steel construction

Notes:

A vent hood is not recommended above the WAREFORCE UH30-FND as it does not produce excessive vapors. Always check with the local building code to know what type of ventilation is required for commercial dish machine installations in your area.

Normal operation of the UH30-FND generates steam that may escape from the door. Materials such as wood laminate, veneers, etc. are unsuitable for use in areas exposed to dishwasher steam and detergents. Stainless steel or other moisture-resistant shields are recommended for surfaces adjacent to UH30-FND sides and top.



Intertek



Intertek

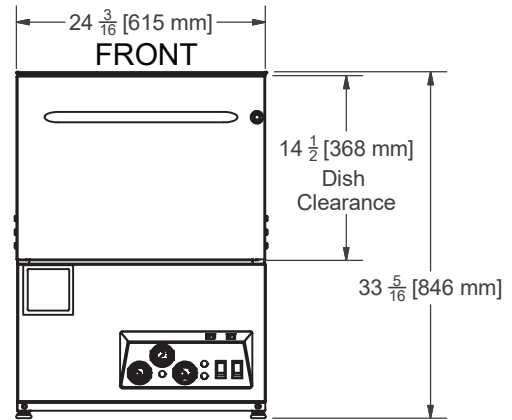
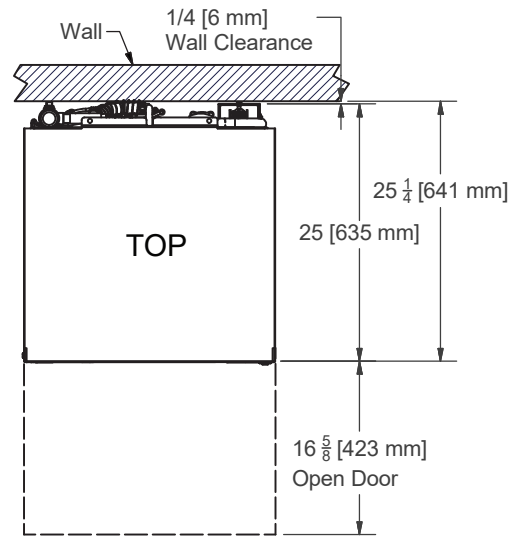
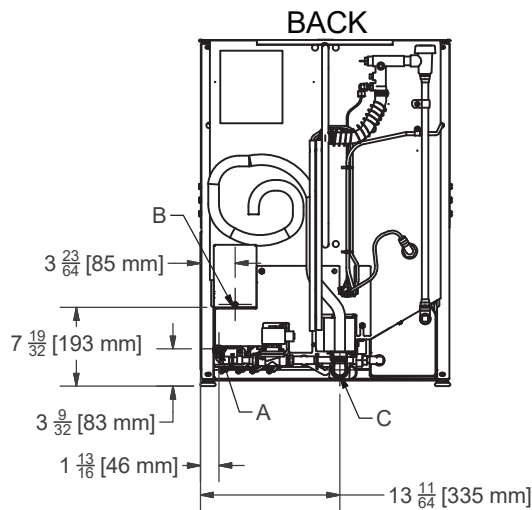
WAREFORCE®

WAREFORCE® UH30-FND

LEGEND:

- A - Water Inlet - 3/4" Male Garden Hose Connection (Connect to a true 1/2" ID water line)
- B - Electrical Connection
- C - Drain Connection - 6' coiled drain hose. Shipped inside machine. Must be installed no more than 24" AFF.

All dimensions from floor can be increased 1" with adjustable feet supplied.



MODEL NO.	MACHINE DIMENSIONS				WALL CLEARANCE	SHIPPING INFORMATION					
	INSIDE CLEARANCE HEIGHT	INSIDE CLEARANCE WIDTH	INSIDE CLEARANCE DEPTH	DOOR OPEN DEPTH		WEIGHT	CLASS	CUBE	HEIGHT	WIDTH	DEPTH
WAREFORCE UH30-FND	14-1/2" (368 mm)	20" (508 mm)	20" (508 mm)	42" (1067 mm)	1/4" (6 mm)	242 lbs (110 kg)	85	20.09 cu. ft.	43.5" (1105 mm)	28" (712 mm)	28.5" (724 mm)

APPROXIMATE TOTAL AMP LOADS

208/60/1	37.2
230/60/1	40.7

WASH PUMP MOTOR

Wash Pump	1 hp
-----------	------

WATER REQUIREMENTS

Gallons per Rack	1.1 gal (4.2 L)
Gallons per Hour	26.4 gal (99.9 L)
Flow Pressure (PSI)	15 - 25
Waterline Size (NPT)	3/4" Male GHT (connect to true 1/2" ID Line)
Drainline Size (OD)	1-3/8"

HOW TO SPECIFY: WAREFORCE UH30-FND

OPERATING CAPACITY

Racks per Hour	24
Dishes per Hour	600
Glasses per Hour	864

OPERATING CYCLE

Wash Cycle (seconds)	82
Drain Time (seconds)	28
Rinse Cycle (seconds)	10
Total Cycle (seconds)	120

OPERATING TEMPERATURES

Wash	150° F (65.6° C)
Rinse	180° F (82.2° C)

WAREFORCE®

Shipping Address: 6209 North U.S. Highway 25E, Gray, KY 40734
 Mailing Address: P.O. Box 1060, Barbourville, KY 40906
 Telephone: 888-800-5672 • Fax: 606-523-1799
 Email: info@jacksonwws.com
 07610-004-38-09 [10/03/17]

We reserve the right to change specifications in this bulletin without incurring any obligation for equipment previously or subsequently sold.